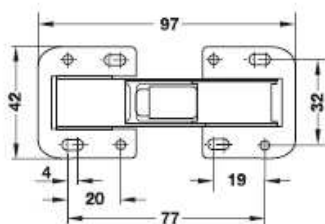
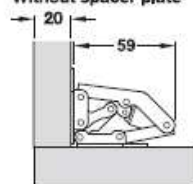
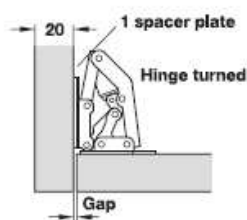
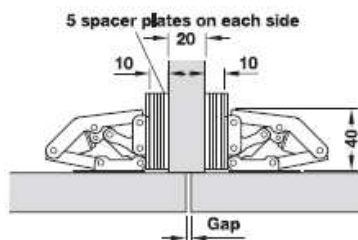


art.300- 330 – mounting instructions

- Material: Steel
- Finish: Galvanized
- For door thickness: from 16 mm
- Side panel thickness: 16 – 22 mm
- Adjustment facility: Side and depth adjustment (slot)
- Installation: For screw fixing

Installation
Without spacer plate

Full overlay mounting

Installation dimensions

Inset mounting
Half overlay mounting/twin mounting
Application full overlay mounting

Side panel thickness mm	Door overlay mm	Gap mm	Number of spacer plates, pieces
16	14	2	3
17	16	1	2
18	16	2	2
19	16	3	2
20	20	–	–
21	20	1	–
22	20	2	–

From a side panel thickness of < 20mm a spacer plate is inserted beneath the hinge mounting plate.

Greater corner distances and gaps can be achieved using spacer plates (also stackable).